

# TECHNICAL SPECIFICATIONS

	COBIO®S80	COBIO®S50
Technology	Whole view field microscopic high-definition images Centrifugal accelerated sedimentation AI (Artificial Intelligence) identification	
Detected partical classes	≥11 items: RBC; WBC; HYA; PAT; EPI; NEC; BAC; YEA; CRY; CaOxm; CaOxd; MUC;	
Memory	max 25,000 results (including all images)	
Min. sample volume	2.0mL	
Throughput	80 samples/hour	50 samples/hour
Batch size	70 sample tubes	single sample tube
Cuvette container	600 pcs	50 pcs
User interface	18.5' LCD with touch screen	13.3' LCD with touch screen
Size	616x534x670mm(LxDxH)	460x420x610mm(LxDxH)
Weight	66kg	30kg
Power	110-240 VAC, 50/60 Hz, 230 VA	110-240 VAC, 50/60 Hz, 200 VA



## WHO WE ARE

- High-tech company developing and manufacturing integrated medical solutions and smart healthcare systems.
- 17 years of experience focusing on urinalysis product development.
- Professional R&D team develops cutting-edge technologies including AI (Artificial Intelligence) and mobile internet.



COBIO Smart



Clinical App

**CHINA**  
**COBIO Smart Healthcare Technology Co., Ltd.**  
 No 34-8, Lane 122 Chunxiao Rd,  
 Shanghai 201203  
 +86 21-58592227

**GERMANY**  
**COBIO International GmbH**  
 Moschelesstraße 12,  
 04109 Leipzig  
 +49 160 910 393 88  
 www.cobio-tech.com



**COBIO®**  
 Seek the TRUTH of Life



## COBIO S80 & S50 Automated Urine Sediment Analyzer





## Speedy & Small



### S80


- Throughput: up to 80 samples/hour
- Batch processing up to 70 sample tubes at one loading
- Be able to connect with various models of urine test strip analyzers (e.g., Arkray AX4030, Combi Scan XL, Urilyzer Auto)

### S50

- Small footprint: 460x420x610mm (LxDxH)
- Throughput: up to 50 samples/hour
- Only 2mL sample is required



## Technology Standard




- Big high-resolution touch screen makes operation extremely easy
- Whole view field images, similar to HPF images to routine manual microscopy
- One click and you get the experts answer immediately online for questionable result

## Simple to Operate



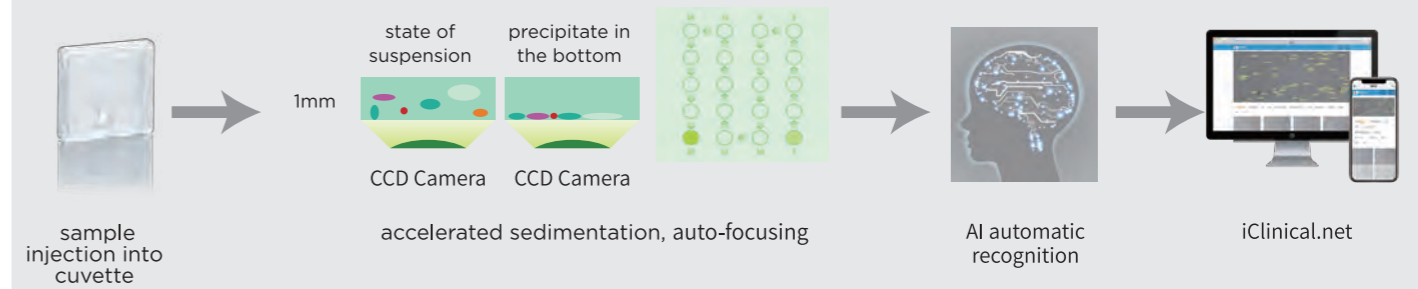
- Sample preparation fully automated
- One key start and fully automated measuring process
- Cuvettes are the only consumables needed
- No need of additional reagents
- Each test is processed in one cuvette means no carry over

## Smart System



- Latest AI technology processes sample identification, counting and classification automatically
- The computer automatically selects the highest quality image using autofocus
- Remote customer service and cloud platform via "www.iClinical.net"

## MEASUREMENT PROCESS



The urine sample is injected into the cuvette by the aspiration needle from the test tube. The centrifugation process is performed at an acceleration level of 260G, creating a monolayer of particles at the bottom of the cuvette, to drive all the particles to the same level. Digital optical is used to record high resolution images of 10-20 positions, which are evaluated for various formed elements of the urinary sediment automatically by AI technology. With one-click, sample images with uncertainty can be uploaded to "iClinical.net" and get the experts answer immediately online.

## iCLINICAL — CLOUD SERVICE

In addition to meet the function of traditional medical examination, COBIO's intelligent instruments are accessible to be connected to its own cloud platform -- "iClinical.net". It is a professional and technical service platform that provides medical practitioners with online training, online help, online sharing and personal knowledge management, as well as a full preparation of medical big data analysis and research.

